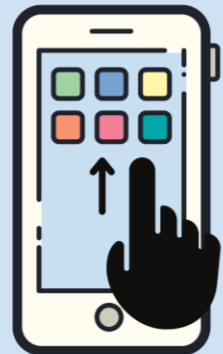


Need Tech Support?

General Functions

How to scroll:

- Use your index finger!
- Place your finger on the screen, and drag it up or down depending on the way you want to scroll.




How to zoom in:

- Use your index finger and thumb!
- Put your index finger and thumb together, as if you are going to pinch something.
- Place your pinched fingers on your screen:
 - ◆ To zoom out, spread/move your pinched fingers away from each other in one swift motion to zoom in.
 - ◆ If you need to zoom in further, repeat the action of moving your pinched fingers away from each other.



How to zoom out:

- Use your index finger and thumb!
- Put your index finger on the screen, with your thumb a few inches away.
 - ◆ To zoom out, drag your index finger and thumb across the screen towards each other as if you are going to pinch something.

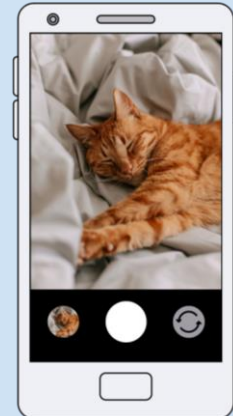


How to take a picture

iPhone Users:



Android Users:



- Tap on the icon that correlates to your phone on your screen to open the camera app.
- Once the app is open, tap on the big white circle button in the middle of the screen to take a photo.
- To flip the camera around, tap on the rotate button on the right.
- The picture you just took should appear as a little image in the bottom left corner of your screen.
 - ◆ To view the picture you just took, tap on that image.

How to send a text:

iPhone Users:



- Tap on the green icon on your screen:
- To start, in the top right corner of your screen will be an icon that looks like a box with a pencil running through it.
- A New Message screen will pop up, and then where it says “To:” you need to type in the phone number of whoever you want to reach. To type a message, tap on the white text bar in the middle/bottom of your screen.
 - ◆ A keyboard should pop up and you can type the message you desire.
 - ◆ To send the message tap on the blue up arrow at the end of the text box .

Samsung Users:



- Tap on the blue icon on your screen:
- To start, if you have previously messaged someone, scroll through to find their name.
 - ◆ Once you find the name click on it to open a chatroom with them.
 - ◆ To begin typing click on the gray oval at the bottom of the page.
 - ◆ Type out the message you would like to send on the keyboard that pops up.
 - ◆ When you are finished, click the blue arrow to send the message.

- If you are messaging a new person click the white circle with a speech bubble in the bottom right.
 - ◆ Type in the number of the new person where it says recipient.
 - ◆ Repeat the same process typed above.